

# SOFAS AND SECTIONALS COLLECTION

---

## EMERY



**AMERICAN**  
LEATHER®

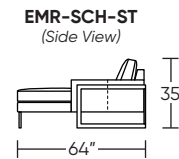
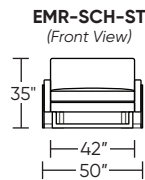
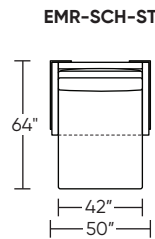
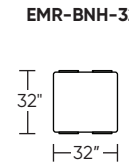
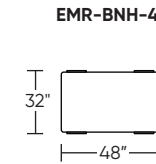
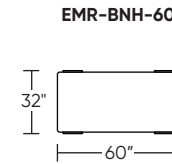
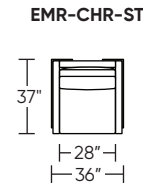
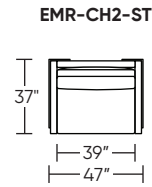
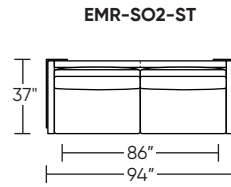
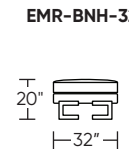
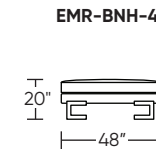
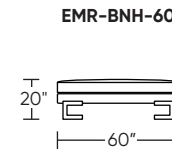
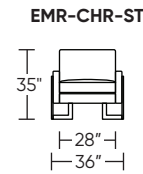
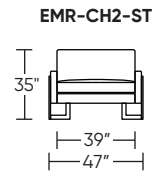
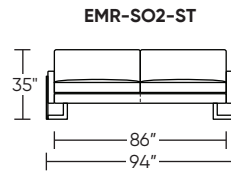
**EMERY**

**Standard Features:**

- Advanced unidirectional suspension system
- Premium high-density, high-resiliency foam seat cushions encased in down
- Loose back and seat cushions
- Single-needle top-stitch
- Metal leg
- Limited lifetime warranty on frame and suspension
- Quick-ship delivery

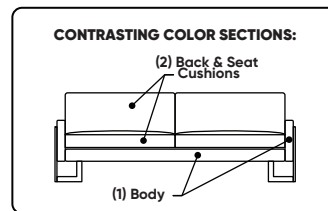
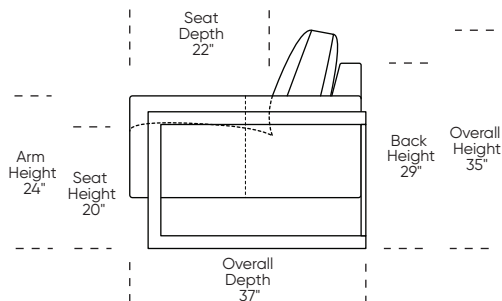
**Options:**

- Premium high-density, high-resiliency foam seat cushions
- Extra-firm premium high-density, high-resiliency foam seat cushions
- Metal legs available in Antique Brass, Burnished Bronze, or Polished Nickel finish
- Contrasting cover available (two tone):
  - Color 1 - Body
  - Color 2 - Back/seat cushions



**Leg height is 8"**

Please use actual leather, fabric, Crypton®, Sunbrella® and Ultrasuede® swatches when specifying furniture as the colors shown may vary due to the printing process.



**Note:** Dotted line indicates seam on leather, Ultrasuede® and up the roll fabrics. Seams are eliminated with railroaded fabrics.

Scale: 1/8 inch = 1 foot  
All dimensions are approximate and subject to change.  
Specify components from the sitting position.